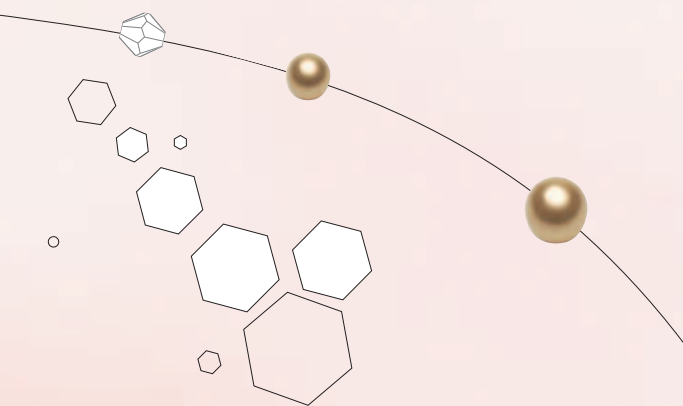


CREATE
YOUR STYLE
with SWAROVSKI ELEMENTS

WEDDING PRINCESS CANDLE DECORATION



PRINCESS CANDLE HOLDER



SWAROVSKI ELEMENTS

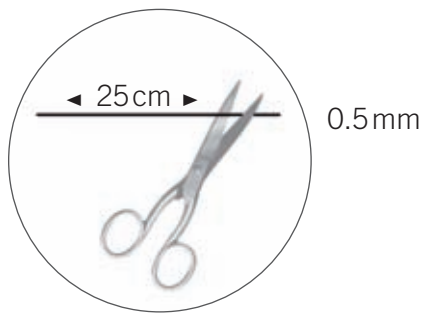
Article	Product Group	Article No.	Amount	Size	Color	Color Code
	Beads	5000	16 pcs.	3 mm	Jet	280
	Beads	5328	140 pcs.	3 mm	Crystal	001
	Beads	5328	140 pcs.	3 mm	Crystal Moonlight	001 MOL
	Beads	5328	140 pcs.	3 mm	Crystal Silver Shade	001 SSHA
	Crystal Pearls	5810	90 pcs.	3 mm	Cream Pearl	001 620
	Crystal Pearls	5810	8 pcs.	12 mm	Cream Pearl	001 620
	Pendants	6010	8 pcs.	11 x 5.5 mm	Crystal Moonlight	001 MOL
	Pendants	6010	8 pcs.	11 x 5.5 mm	Crystal Silver Shade	001 SSHA

Supplies & Tools

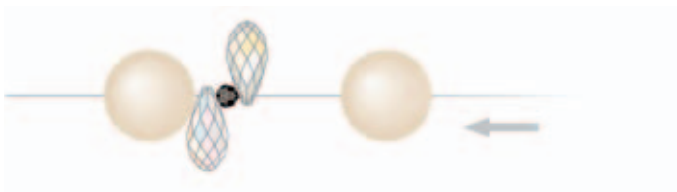
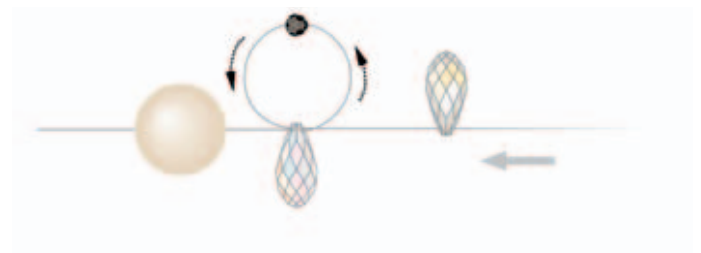
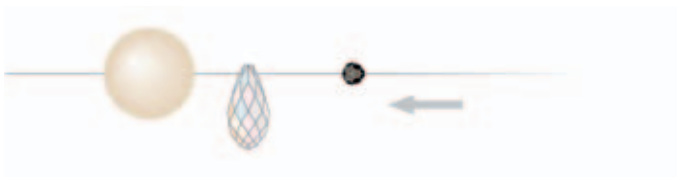
- Supplies**
- Crimp bead, silver, 2.0 x 1.8
 - Elastic nylon thread, transparent, Ø0.5 mm, 20cm
 - Nylon thread, transparent, Ø0.25 mm, 3m
- Tools**
- Crimping pliers
 - Glass candle stand
 - Lighter
 - Scissors
 - Tweezers

Level of design: BEGINNER

STEP 1

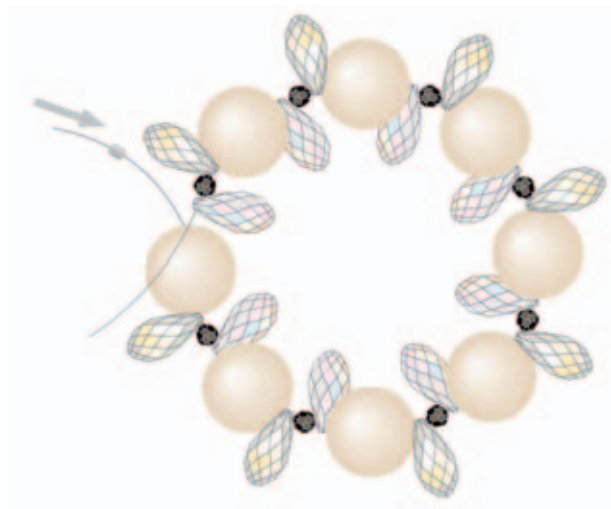


STEP 2

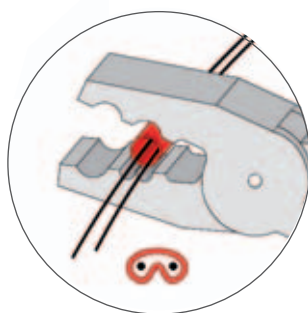


Repeat step 2 x 7

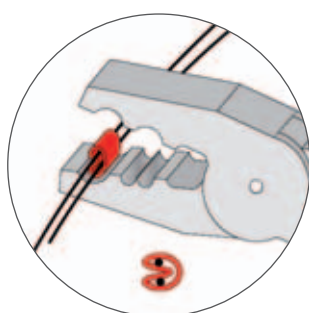
STEP 3



STEP 4



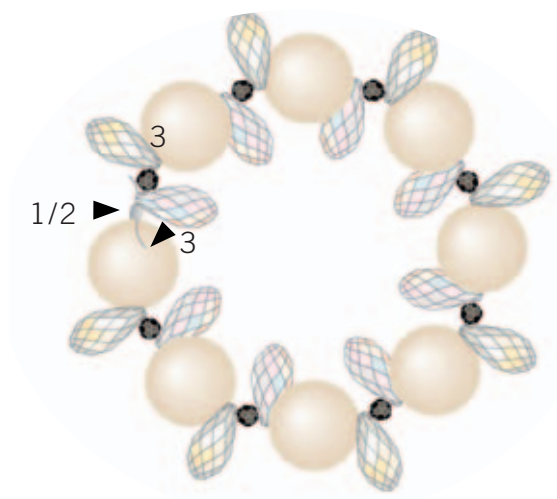
1



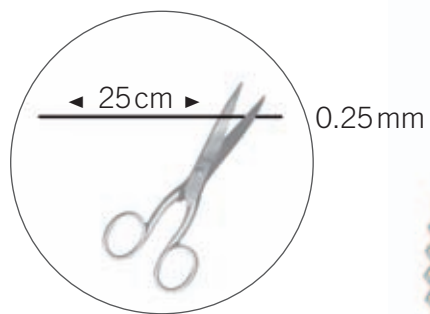
2




3



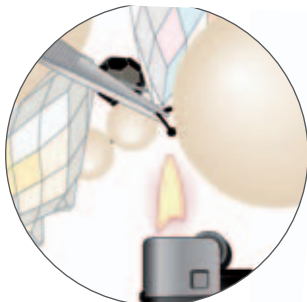
STEP 5



STEP 6



STEP 7



Repeat steps 5 – 7 x 7



STEP 8

