

CREATE
YOUR STYLE
with SWAROVSKI ELEMENTS

WEDDING PRINCESS PEACOCK CARD



Mr. Billy Jones
and
Mrs. Frederic Jones,

are pleased to request the presence of your guests
at three o'clock on the afternoon of Saturday, the
twenty-ninth of March, two thousand and seven, at
the residence of the bride.

Holy Trinity Church
485 Claver Street, Peabody, Mass.

where they will embark upon the journey of a new life
by exchanging marriage vows and enter into the holy state
of the reception to follow at four o'clock in the afternoon

Miss A. Robinson
25 Sparrow Avenue, Peabody, Mass.

WEDDING PRINCESS PEACOCK CARD



SWAROVSKI ELEMENTS

Article	Product Group	Article No.	Amount	Size	Color	Color Code
	Crystal-its	75011	246 pcs.	SS10	Crystal Golden Shadow	001 GSHA
	Crystal-its	75011	2 pcs.	SS10	Jet	280

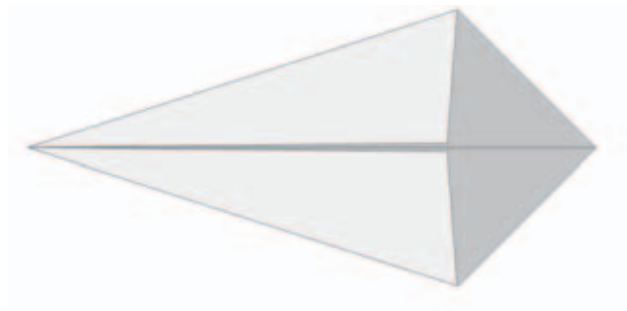
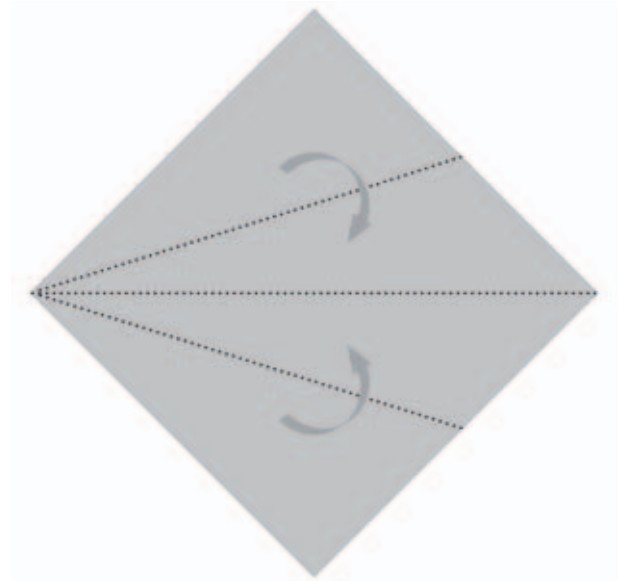
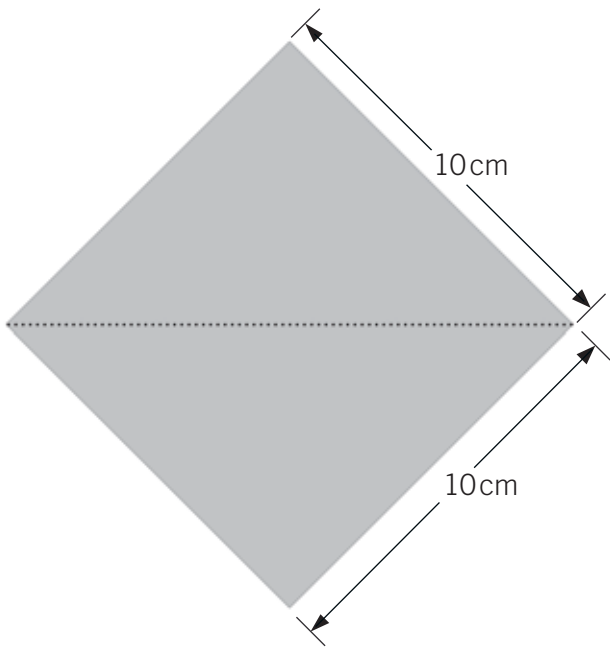
Supplies & Tools

- Supplies**
- 1 x Card, cream white, 295cmx210cm
 - Paper, white
 - Double faced adhesive tape, 10mm
 - Double faced adhesive tape, 25mm
 - Satin ribbon, 65cmx2.5cm

- Tools**
- Cutter
 - Needle
 - Scissors


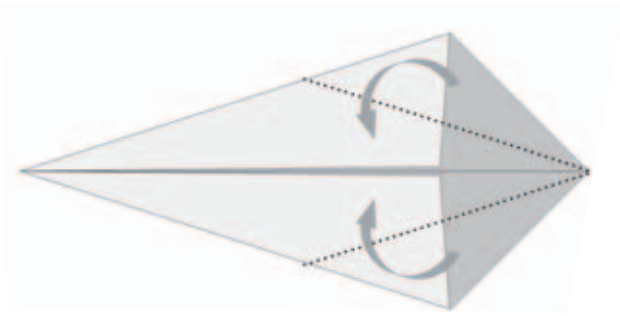
Level of design: ADVANCED

STEP 1


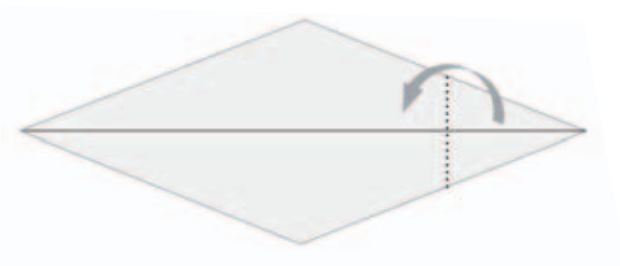


Scale 1:2

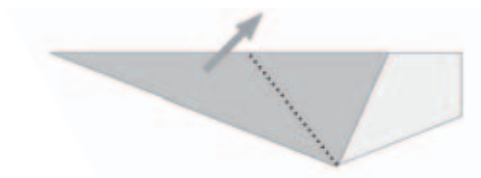
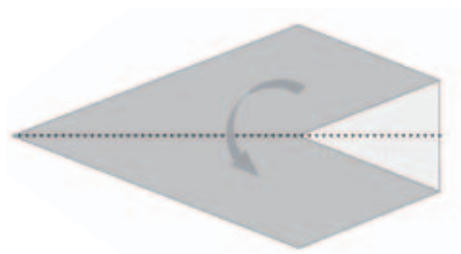
STEP 2



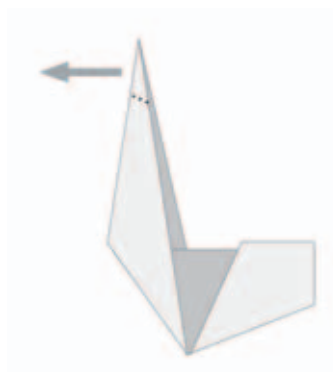
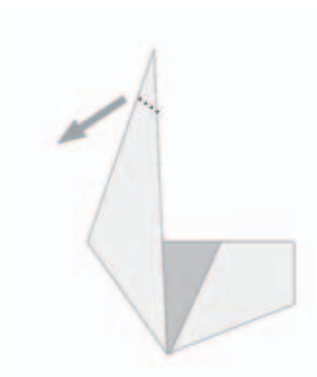
STEP 3




STEP 4




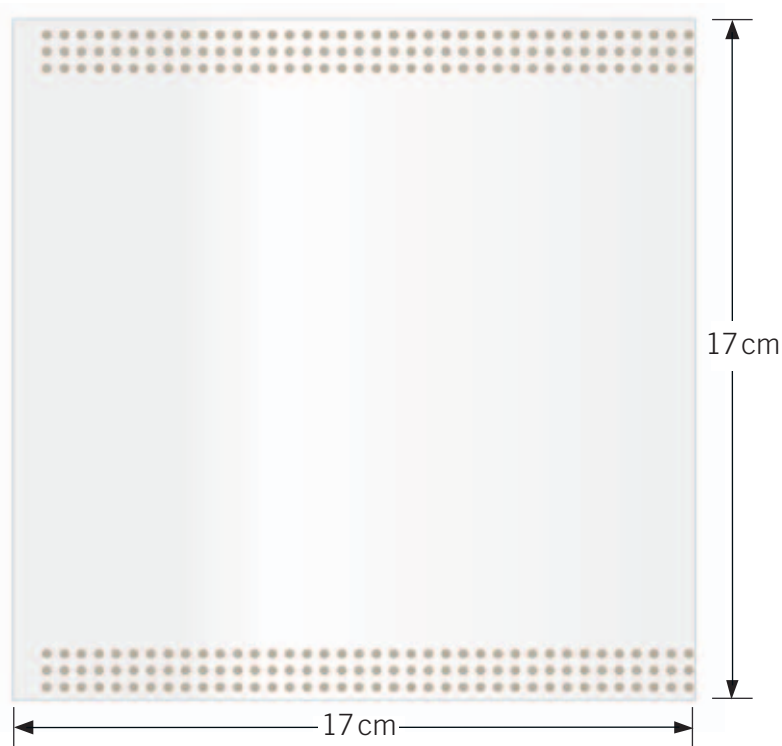
STEP 5




STEP 6





STEP 7



STEP 8



STEP 9



STEP 10

